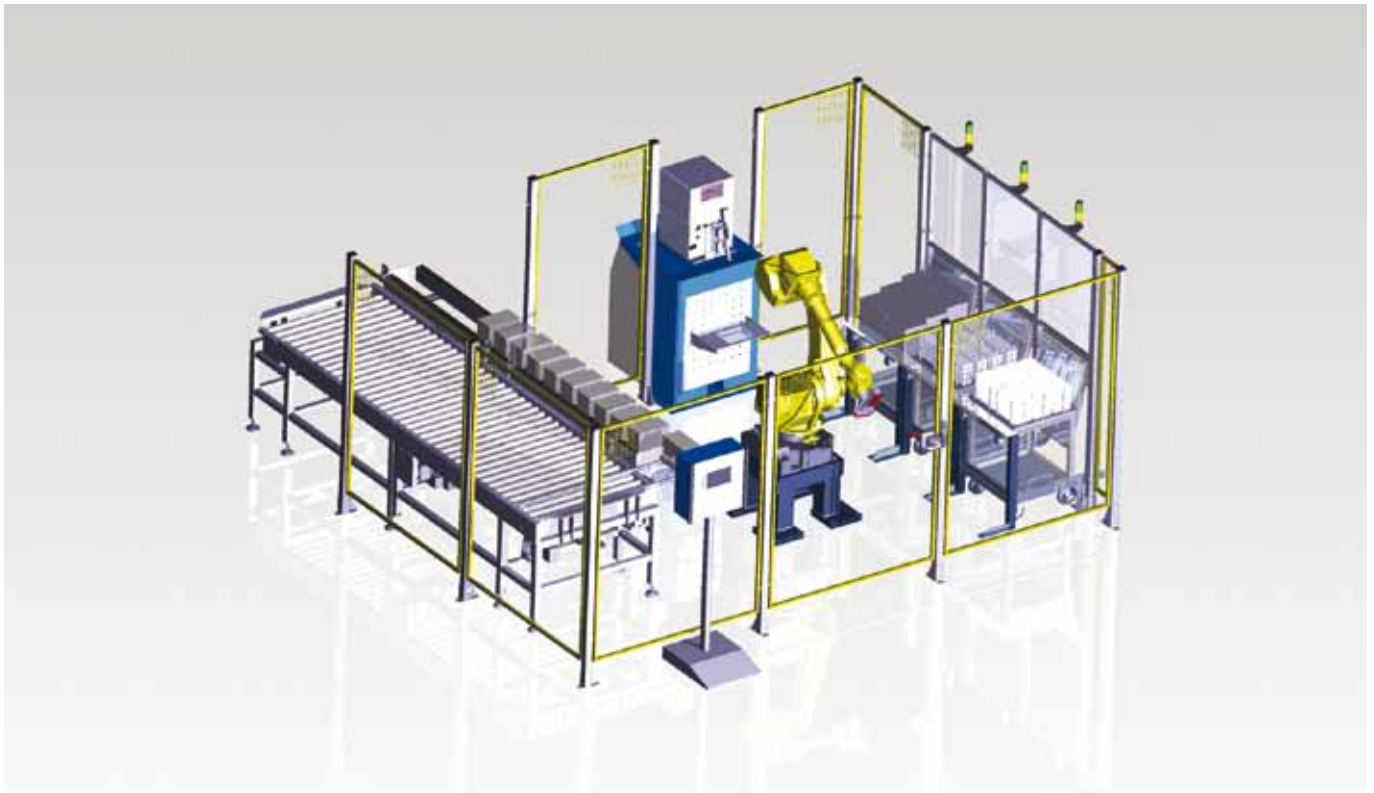


Artechs automatic system for brick-gluing helps you reduce costs, and improve the uptime of your wafering saws.

- Every brick will be glued with the same amount of glue, giving you the optimum strength between glued surfaces
- Avoid costly stops during wafering as a result of inconsistent gluing
- Low glue cost per brick, and no spillage
- Robot controlled gluing pattern
- Scalable design. Capacity can be expanded at a later stage

Three differing systems, with different capacities are available to fit your production need. Systems are available for both multi and mono.



System	Brick size	Capacity per hour	Degree of automation	Data
Mini	125/156 150 to 550 mm	15	Gluing by robot, limited buffers	Logging
Medium	125/156 150 to 550 mm	18	Gluing by robot, increased buffers	Logging
Large	125/156 150 to 550 mm	28	Fully automated	Logging and tracking

Artech Gluing systems

Large

Handling robot for gluing fixtures, work-piece holding rails, glass plates and bricks.

Gluing robot.

Trolley with buffer for gluing fixtures.

Trolley with buffer for work-piece holding rails.

Trolley for glass plates.

Docking station allowing easy and fast exchange of trolleys.

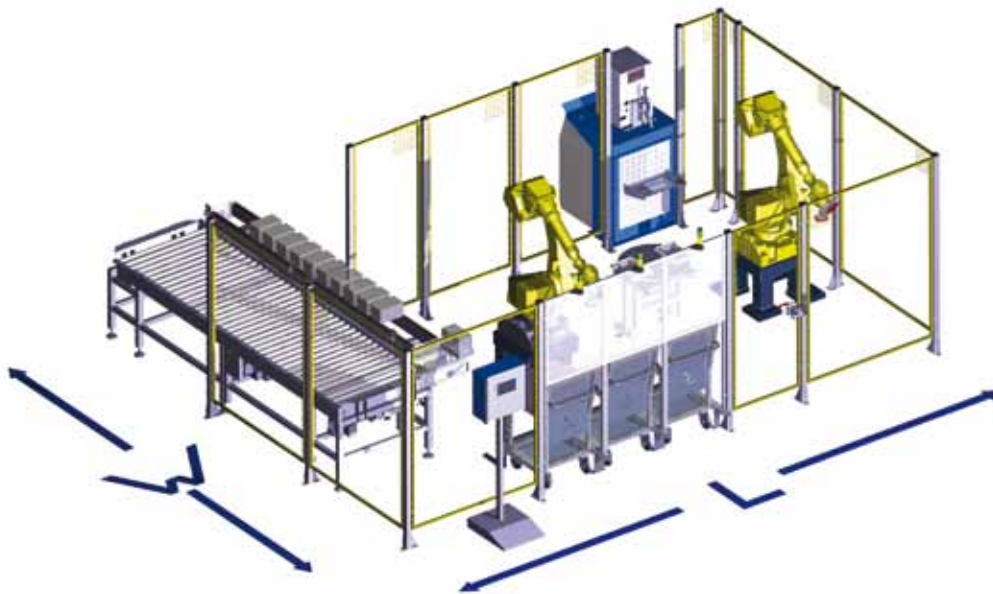
Gluing station with large capacity for two-component glue.

Large brick-feeding conveyor.

Large buffer for glued bricks.

Options:

- Material tracking
- Washing station for bricks
- Washing station for glass and work piece holder
- Expandable buffers
- OEE
- Maintenance plan



Technical data

System	Dim	Dim	Dim
Footprint	L = 5200 mm	W = 6500 mm	H = 3000 mm
Power Supply	400 V, N+G	63A (2x)	
CDA	7 Bar		
Robots	Fanuc	M710-C	70
PLC	Siemens	300 Series	

Artech Gluing systems

Medium

Handling robot for gluing fixtures, work-piece holding rails, glass plates and bricks.

Trolley with buffer for gluing fixtures.

Trolley with buffer for work-piece holding rails.

Trolley for glass plates.

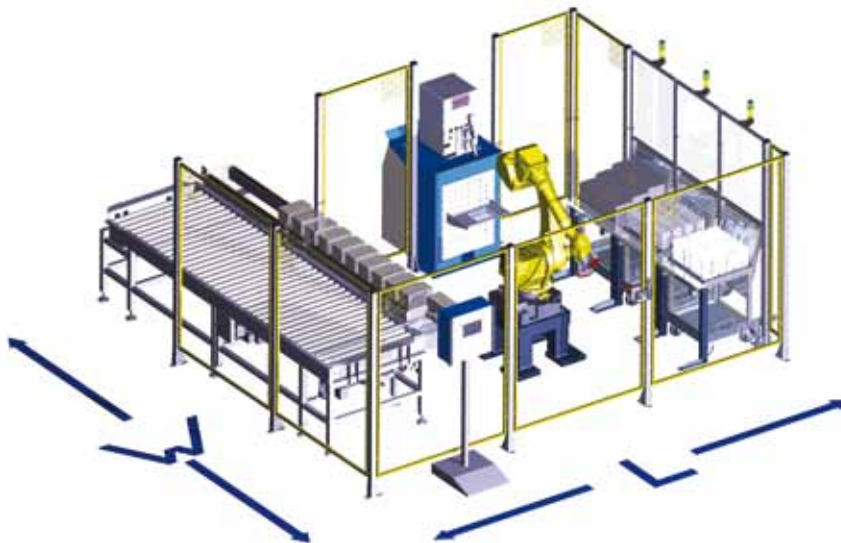
Docking station allowing easy and fast exchange of trolleys.

Gluing station with large capacity for two-component glue.

Large brick-feeding conveyor.

Large buffer for glued bricks.

Can be scaled for higher capacities.



Technical data

System	Dim	Dim	Dim
Footprint	L = 5200 mm	W = 4900 mm	H = 3000 mm
Power Supply	400 V, N+G	63 A	
CDA	7 Bar		
Robots	Fanuc	M710-C	70
PLC	Siemens	300 Series	

Artech Gluing systems

Mini

Handling robot for gluing fixtures, work-piece holding rails, glass plates and bricks.

Feeding conveyor for gluing fixtures and work-piece holding rails.

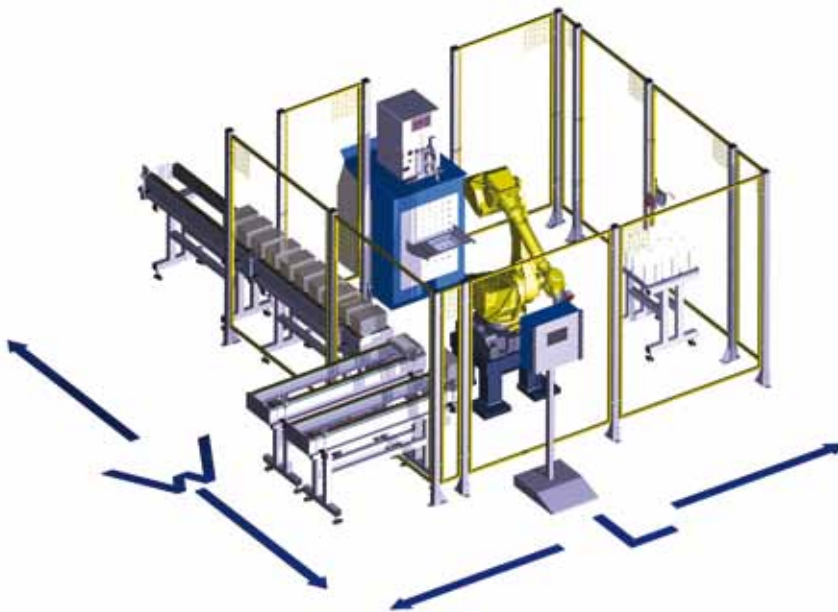
Table for stacking glass plates.

Brick-feeding conveyor.

Conveyor for glued bricks.

Gluing station with large capacity for two component glue.

Can be scaled for higher capacities.



Technical data

System	Dim	Dim	Dim
Footprint	L = 5200 mm	W = 4900 mm	H = 4800 mm
Power Supply	400 V, N+G	63 A	
CDA	7 Bar		
Robots	Fanuc	M710-C	70
PLC	Siemens	300 Series	